

Quantum Real-Time Assessment Reports

Firefox

Artificial intelligence learning software f... +

www.quantumsimulations.com

Follow us on: YouTube LinkedIn facebook twitter WORDPRESS g+

QUANTUM
Adaptive Learning and Assessment Software

Inspiring students to learn *why*

HOME ABOUT QUANTUM KNOWLEDGE CENTER SOFTWARE PRODUCTS RESEARCH RESULTS PRESS ROOM CONTACT US

QUANTUM SUBSCRIBERS

Returning users login below:

Username:

Password:

[Forgot Password?] [Help] [Log in](#)

New Student? [Register Here](#)

WHAT'S NEW!

Quantum Answers Instructor Demand for Improved Student Learning Outcomes in Accounting.

Intelligent Adaptive Learning and Assessment Software for Accounting

Only \$29.95/Semester [More Info](#)

Accelerate Learning and Test Scores!

Quantum develops software solutions that inspire students to achieve more and empower instructors with real-time, actionable assessment tools to improve student learning and test performance. Accessed over the Internet anytime, anywhere, Quantum is scientifically proven to increase test scores by at least a full letter grade, accelerate learning and outperform other learning tools.

Accounting Instructors

Schedule a live demo, request an account, view research and more.

[More Info](#)

Copyright © Quantum Simulations, Inc. All rights reserved.
Quantum Intelligent Tutoring Engines, Quantum Tutors, Quantum Assessment Advisors and Quantum Mentors contain patented and patent-pending technologies and are registered trademarks © of Quantum Simulations, Inc.
[Acknowledgements](#)

Login to your Instructor Account

Student Name	Time Spent (minutes)	Recommended Solution	Score
Class Averages	122.3	5.4%	
A.Doe	118	4.8%	
B.Smith	97	1.2%	
C.Davis	294	2.4%	
L.Lee	46	1%	
M.Baker	90	5.5%	
N.Fern	208	2.8%	
O.Garcia	44		
P.Martinez	111		
Q.Wong	105		
R.Lee	33		
S.McCoy			
T.Hill			




Firefox

Quantum Tutors

www.quantumsimulations.com/ums/content.php?view=myAccount

what do you know about hebc



Inspiring students to learn *why*

[My Account](#) | [My Info](#) | [Contact Us](#) | [Help](#) | [Logoff](#)

My Account

Welcome Instructor!

Welcome to the Instructor area of the Quantum User Management System (UMS). You can use this account to access students, monitor student use of Quantum's software (depending on your account set-up) and more. Please click Help if you have any questions, please contact us using our [online support request form](#) or call support at 800-577-9040 (Monday - Friday, 9:00 AM - 5:00 PM Eastern).

Instructor Software


Item Number	Product Name	Description	Category	Action
QS-20-00-226	Assessment Reporting	Description	Other	Launch
QA-30-30-233	Quantum for Accounting	Description	Accounting	Launch

Launch Assessment Reporting Interface

Quantum Simulations Reports - Mozilla Firefox
 https://acct.quantumsimulations.com/reporting/Default.aspx

QUANTUM Assessment Reporting

Home | Generate New Report | My Reports | Help



Welcome

Quantum offers detailed assessment reports by tutoring topic to:

- ✓ Measure class improvement.
- ✓ Measure class mastery.
- ✓ View common conceptual errors.
- ✓ View frequently asked student questions.
- ✓ Assign credit based on student work completed and level of mastery achieved.
- ✓ View individual student "How am I doing?" reports for remediation.

View a sample assessment report visit:
http://www.quantumsimulations.com/pdfs/assessment_reporting.pdf

To request a report, click **Generate New Report**

Questions? Contact Quantum Support at <http://www.quantumsimulations.com/support>

© Copyright Quantum Simulations, Inc. All rights reserved. Quantum Intelligent Tutoring Engines. Quantum Tutors, Quantum Assessment Adv... contain patented and patent-pending technologies and are registered trademarks ©...
 Acknowledgments

Click "Generate New Report" Button

Firefox

Quantum Tutors
 www.quantumsimulations.com

QUANTUM

My Account | My Info | Contact

My Account

Welcome Instructor

Welcome to the Instructor software. This software allows you to monitor student progress, you have any questions (please email support@quantumsimulations.com Eastern).

Instructor Software

Item Number	Product Name	Description	Category	Action
QS-20-00-226	Assessment Reporting	Description	Other	Launch
QA-30-30-233	Quantum for Accounting	Description	Accounting	Launch

Item Number	Product Name	Description	Category	Action
QS-20-00-226	Assessment Reporting	Description	Other	Launch
QA-30-30-233	Quantum for Accounting	Description	Accounting	Launch



Generate New Report

Complete the information below and click **Generate New Report**. You can access reports by clicking **My Reports** in the top navigation. Click on **Help** or contact Quantum support if you have any questions.

Name Your Report:

Select Section(s):

Accounting Principles I

- Name your report
- Select Orders/Sections
- Select Topic
- Select Date Range

Select a Topic:

Select a Date Range:



To:



Generate New Report

© Copyright Quantum Simulations, Inc. All rights reserved.

Quantum Intelligent Tutoring Engines. Quantum Tutors, Quantum Assessment Advisors and Quantum Mentors contain patented and patent-pending technologies and are registered trademarks © of Quantum Simulations, Inc

[Acknowledgments](#)



My Reports

Reports Displayed: 100

View	Date Requested	Report Name	Section Name(s)	Topic Selected	Dates Selected (From/To)	Download Report	Delete
View	08/17/2012	All Topics	Accounting Principles I	All Topics (P)	01/02/2012 - 08/17/2012	Download	Delete
View	08/17/2012	Transaction Analysis	Accounting Principles I	Transaction Analysis (P)	01/01/2012 - 08/17/2012	Download	Delete
View	08/17/2012	Adjusting Entries	Accounting Principles I	Adjusting Entries	01/02/2012 - 08/17/2012	Download	Delete
View	08/17/2012	Inventory Preparation (P)	Accounting Principles I	Inventory Preparation (P)	01/02/2012 - 08/17/2012	Download	Delete
View	08/17/2012	Cost of Goods Sold	Accounting Principles I	Cost of Goods Sold	01/02/2012 - 08/17/2012	Download	Delete
View	08/17/2012	Accounts Receivables	Accounting Principles I	Accounts Receivables	01/02/2012 - 08/17/2012	Download	Delete
View	08/17/2012	Plant Assets	Accounting Principles I	Plant Assets	01/02/2012 - 08/17/2012	Download	Delete

From the My Reports Tab, click "View" to launch/view a report

© Copyright Quantum Simulations, Inc. All rights reserved.

Quantum Intelligent Tutoring Engines. Quantum Tutors, Quantum Assessment Advisors and Quantum Mentors contain patented and patent-pending technologies and are registered trademarks © of Quantum Simulations, Inc

[Acknowledgments](#)



Assessment Reporting

Home | Generate New Report | **My Reports** | Help

Student Mastery By Topic

Download Report

Student Mastery By Topic

Report Name: All Topics
 Topic: All Topics (Proprietorship)
 Date Range: 1/2/2012 - 8/17/2012
 For: Instructor Renshaw
 Section Name(s): Accounting Principles I

See how much the class improved by topic with the All Topics Report

The Student Mastery by Topic Report examines overall mastery achieved by student by topic for the time period selected. Mastery is determined by the percent of content mastered for the topic.

Print

Topic Mastery By Student							High ?	Medium ?	Low ?	Incomplete ?
Student Name	Transaction Analysis	Adjusting Entries	Financial Statement Preparation	Inventories and Cost of Goods Sold	Accounting for Receivables	Plant Assets	Stockholders' Equity	Long-Term Liabilities	Statement of Cash Flows	Cost-Volume-Profit
Class Averages	94.5%	95.2%	93.8%	95.4%	93.2%	100.0%				
A, Dan	100.0%	100.0%	100.0%	100.0%	100.0%	100.0%				
H, Meghan	100.0%	100.0%	100.0%	88.9%	100.0%	100.0%				
K, Debbie	100.0%	100.0%	100.0%	100.0%	100.0%	100.0%				
L, Cat	100.0%	100.0%	100.0%	100.0%	100.0%	100.0%				
M, Alba	100.0%	100.0%	100.0%	100.0%	100.0%	100.0%				
N, Kerry	100.0%	100.0%	100.0%	100.0%	100.0%	100.0%				
P, Matthew	100.0%	87.5%		88.9%						
R, Jeanette	100.0%	100.0%	100.0%	88.9%	100.0%	100.0%				
R, Sandi	100.0%	100.0%	100.0%	88.9%	100.0%	100.0%				
T, Ty	28.6%	50.0%	75.0%	100.0%		100.0%				
W, Michael	100.0%	100.0%	100.0%	100.0%	75.0%	100.0%				
W, S	100.0%	100.0%	50.0%	88.9%	100.0%	100.0%				
Y, Amanda	100.0%	100.0%	100.0%		50.0%	100.0%				
Class Averages	94.5%	95.2%	93.8%	95.4%	93.2%	100.0%				

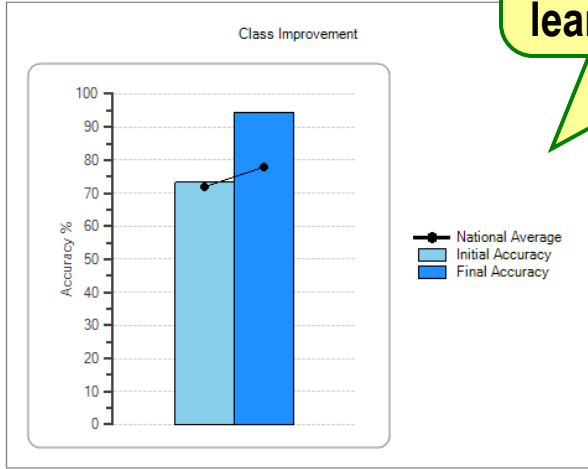


Class Improvement

The Class Improvement Report establishes a benchmark of student accuracy when first attempting a topic then measures student improvement after using Quantum for the time period selected.

Report Name: Transaction Analysis
Topic: Transaction Analysis (Proprietorship)
Date Range: 1/1/2012 - 8/17/2012
For: Instructor Renshaw
Section Name(s): Accounting Principles I

See how much the class improved by topic and learning concept



Class Improvement		
Initial Accuracy	Final Accuracy	Overall Improvement
73.3 %	94.5 %	21.2 %

Concepts and Skills				
Items	Completed	Initial Accuracy	Final Accuracy	Overall Improvement
Accounting Equation	258	52.4 %	94.5 %	42.1 %
Accounting Journal	258	76.9 %	94.5 %	17.6 %
Accounting Ledger	258	90.5 %	94.5 %	4.0 %
TOTAL	774	73.3 %	94.5 %	21.2 %



Home | Generate New Report | My Reports | Help

Class Assessment

Errors by Type

Assessed Item Detail

Questions

Download Report

Class Improvement

Class Mastery

Student Mastery

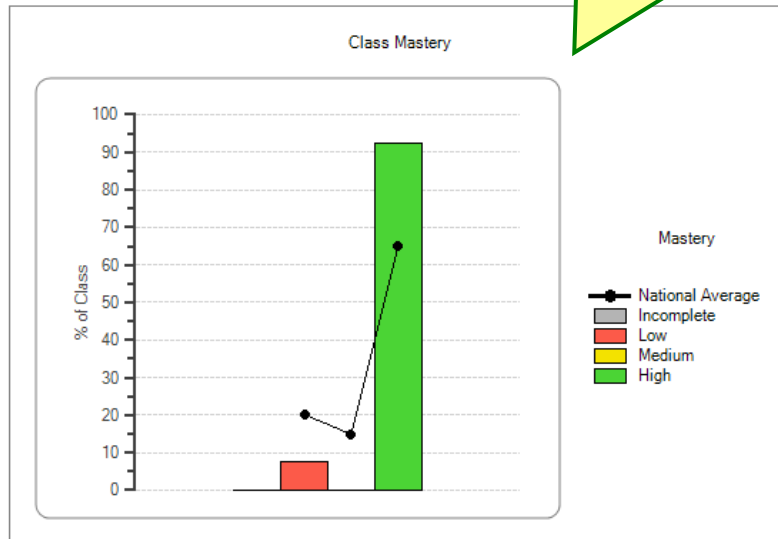
The Class Mastery Report monitors mastery achieved by the class for the time period selected. Mastery is determined by the total percent of Concepts and Skills mastered for the

Class Mastery

Report Name: Transaction Analysis
Topic: Transaction Analysis (Proprietorship)
Date Range: 1/1/2012 - 8/17/2012
For: Instructor Renshaw
Section Name(s): Accounting Principles I

Print

See level of mastery achieved for the class



Class Mastery				Incomplete ?	Low ?	Medium ?	High ?
Incomplete	Low	Medium	High				
0.0%	7.7%	0.0%	92.3%				



Home | Generate New Report | My Reports | Help

Class Assessment | Errors by Type | Assessed Item Detail | Questions | Download Report

Class Improvement | Class Mastery | Student Mastery

Student Mastery

The Student Mastery Report analyzes student work and mastery achieved for the time period selected. Mastery is determined by the total percent of Concepts and Skills mastered for the topic.

Report Name: Transaction Analysis
 Topic: Transaction Analysis (Proprietorship)
 Date Range: 1/1/2012 - 8/17/2012
 For: Instructor Renshaw
 Section Name(s): Accounting Principles I

View individual student effort and mastery achieved and identify struggling students (in red)

Click on a student's name to view their "How Am I Doing?" Report

Student Mastery Details:				High ?	Medium ?	Low ?	Incomplete ?
Student Name	Time Spent (Minutes)	Items Completed	Requested Solution	Solved with Help	Solved with No Help	Questions Asked	Mastery Achieved
Class Averages	270.1	296.6	2.0%	7.4%	89.3%	20.8	94.5%
A. Dan	291	229	0.4%	4.8%	94.8%	68	100.0%
H. Meghan	134	221	0.5%	1.8%	97.7%	4	100.0%
K. Debbie	669	399	4.8%	19.8%	74.2%	182	100.0%
L. Cat	199	308	0.3%	7.8%	91.6%	0	100.0%
M. Alba	163	280	0.0%	6.1%	91.4%	0	100.0%
N. Kerry	378	545	0.9%	8.6%	90.3%	14	100.0%
P. Matthew	198	247	2.8%	3.6%	93.1%	0	100.0%
R. Jeanette	466	371	0.0%	5.1%	93.8%	0	100.0%
R. Sandi	218	328	0.0%	6.4%	93.3%	0	100.0%
T. Ty	46	66	0.0%	3.0%	97.0%	2	28.6%
W. Michael	295	307	2.6%	5.9%	90.6%	0	100.0%
W. S	160	279	2.2%	7.5%	89.2%	0	100.0%
Y. Amanda	294	276	11.6%	6.2%	80.4%	0	100.0%
Class Averages	270.1	296.6	2.0%	7.4%	89.3%	20.8	94.5%



Home | Generate New Report | My Reports | Help

Class Assessment | Errors by Type | Assessed Item Detail | Questions | Download Report

Class Improvement | Class Mastery | Student Mastery


Student Mastery

Report Name: Transaction Analysis
 Topic: Transaction Analysis (Proprietorship)
 Date Range: 1/1/2012 - 8/17/2012
 For: Instructor Renshaw
 Section Name(s): Accounting Principles I

Download assessment reports in Excel for further analysis

Click on a student's name to view their "How Am I Doing?" Report

Student Mastery Details:				High ?	Medium ?	Low ?	Incomplete ?
Student Name	Time Spent (Minutes)	Items Completed	Requested Solution	Solved with Help	Solved with No Help	Questions Asked	Mastery Achieved
Class Averages	270.1	296.6	2.0%	7.4%	89.3%	20.8	94.5%
A. Dan	291	229	0.4%	4.8%	94.8%	68	100.0%
H. Meghan	134	221	0.5%	1.8%	97.7%	4	100.0%
K. Debbie	669	399	4.8%	19.8%	74.2%	182	100.0%
L. Cat	199	308	0.3%	7.8%	91.6%	0	100.0%
M. Alba	163	280	0.0%	6.1%	91.4%	0	100.0%
N. Kerry	378	545	0.9%	8.6%	90.3%	14	100.0%
P. Matthew	198	247	2.8%	3.6%	93.1%	0	100.0%
R. Jeanette	466	371	0.0%	5.1%	93.8%	0	100.0%
R. Sandi	218	328	0.0%	6.4%	93.3%	0	100.0%
T. Ty	46	66	0.0%	3.0%	97.0%	2	28.6%
W. Michael	295	307	2.6%	5.9%	90.6%	0	100.0%
W. S	160	279	2.2%	7.5%	89.2%	0	100.0%
Y. Amanda	294	276	11.6%	6.2%	80.4%	0	100.0%
Class Averages	270.1	296.6	2.0%	7.4%	89.3%	20.8	94.5%



Assessment Reporting

Home | Generate New Report | **My Reports** | Help

Class Assessment
Errors by Type
Assessed Item Detail
Questions
Download Report

Errors by Type

Report Name: Transaction Analysis
 Topic: Transaction Analysis (Proprietorship)
 Date Range: 1/1/2012 - 8/17/2012
 For: Instructor Renshaw
 Section Name(s): Accounting Principles I

View Common Errors
by Concept for the
class

The Errors by Type Report analyzes student work and ranks the most common student errors for the class for the time period selected.

Print

Accounting Equation:

Error Description	Students Making This Error	Overall Frequency	% of Errors
Reported an increase for an account when there should have been a decrease or vice versa.	13	188	36.08%
Included an account that is not involved in the transaction.	11	99	19.00%
Put an account in the wrong A/L/E category.	12	83	15.93%
Reported an incorrect amount for an account.	10	81	15.55%
Put an account in the accounting equation more than once.	7	40	7.68%
Did not enter a numerical value amount.	5	30	5.76%

Accounting Journal:

Error Description	Students Making This Error	Overall Frequency	% of Errors
Put debit or credit amounts in the wrong journal column.	10	48	47.52%
Included an account that is not involved in the journal entry.	8	16	15.84%
Did not put debits first in a journal entry.	6	11	10.89%
Put negative amounts for debits and credits in the journal.	5	10	9.90%
Entered the wrong debit or credit amount in the journal.	6	10	9.90%
Entered both a debit and credit amount for a single account.	4	4	3.96%
Answer amount entered could not be interpreted	2	2	1.98%

Accounting Ledger:

Error Description	Students Making This Error	Overall Frequency	% of Errors
Put debit or credit amounts in the wrong journal column.	8	31	79.49%
Entered both a debit and credit amount for a single account.	2	4	10.26%
Entered the wrong debit or credit amount in the journal.	1	2	5.13%
Put negative amounts for debits and credits in the journal.	1	1	2.56%
Answer amount entered could not be interpreted	1	1	2.56%



Assessed Item Detail

Report Name: Transaction Analysis
 Topic: Transaction Analysis (Proprietorship)
 Date Range: 1/1/2012 - 8/17/2012
 For: Instructor Renshaw
 Section Name(s): Accounting Principles I

Summarizes student work
 time period selected.

Print

Drill-down further with more detailed reports such as Errors by Transaction Type

Accounting Equation

High [?] Medium [?] Low [?]

Item	Completed	Failed to Reach Solution	Requested Solution	Solved with Help	Solved with No Help	% of Class Achieving Mastery
Borrowed cash	78	1.3%	2.6%	14.1%	82.1%	100.0%
Incurred expenses on account	97	3.1%	4.1%	22.7%	70.1%	100.0%
Made payment on account	93	2.2%	7.5%	20.4%	69.9%	100.0%
Owner investment	110	0.0%	2.7%	1.8%	95.5%	100.0%
Owner withdrawal	80	1.3%	1.3%	17.5%	80.0%	100.0%
Paid cash for equipment	61	4.9%	1.6%	4.9%	88.5%	100.0%
Paid cash for expenses	110	0.9%	2.7%	37.3%	59.1%	92.3%
Paid cash for supplies	56	0.0%	0.0%	8.9%	91.1%	92.3%
Paid in advance for expenses	74	8.1%	1.4%	8.1%	82.4%	92.3%
Performed services for cash	94	0.0%	0.0%	29.8%	70.2%	92.3%
Performed services on account	69	0.0%	4.3%	13.0%	82.6%	92.3%
Purchased building with cash and note	83	1.2%	1.2%	14.5%	83.1%	92.3%
Purchased equipment on account	50	0.0%	2.0%	6.0%	92.0%	92.3%
Purchased equipment with cash and note	62	0.0%	0.0%	9.7%	90.3%	92.3%
Purchased furniture on credit	62	0.0%	0.0%	8.1%	91.9%	92.3%
Purchased inventory on account	43	0.0%	0.0%	0.0%	100.0%	92.3%
Purchased land with note	41	0.0%	0.0%	2.4%	97.6%	92.3%
Purchased supplies on account	59	1.7%	1.7%	5.1%	91.5%	92.3%
Received advance payment for services	61	4.9%	1.6%	11.5%	82.0%	92.3%
Received payment on account	59	5.1%	8.5%	11.9%	74.6%	92.3%
Sold equipment	48	2.1%	6.3%	4.2%	87.5%	92.3%

Accounting Journal

High [?] Medium [?] Low [?]

Item	Completed	Failed to Reach Solution	Requested Solution	Solved with Help	Solved with No Help	% of Class Achieving Mastery
Borrowed cash	63	1.6%	3.2%	7.9%	87.3%	100.0%
Incurred expenses on account	79	0.0%	2.5%	19.0%	78.5%	100.0%
Made payment on account	79	0.0%	3.8%	3.8%	92.4%	100.0%
Owner investment	83	0.0%	4.8%	3.6%	91.6%	100.0%
Owner withdrawal	67	1.5%	10.4%	7.5%	80.6%	100.0%
Paid cash for equipment	47	0.0%	0.0%	2.1%	97.9%	100.0%
Paid cash for expenses	72	1.4%	2.8%	5.6%	90.3%	92.3%



Questions

The Questions Report ranks all questions asked by students when using Quantum for the time period selected.

Report Name: Transaction Analysis
Topic: Transaction Analysis (Proprietorship)
Date Range: 1/1/2012 - 8/17/2012
For: Instructor Renshaw
Section Name(s): Accounting Principles I

View Frequently Asked Student Questions

Print

Analyzing the Event

Question	Frequency	# of Students Asked	% of Questions Asked
Will this cause liabilities or equity to change?	94	4	47.72%
How will this affect the company's assets?	81	3	41.12%
What accounts are affected in this step?	20	3	10.15%
How do I check if this transaction kept the accounting equation in balance?	2	1	1.02%

Financial Statements

Question	Frequency	# of Students Asked	% of Questions Asked
Does this transaction affect the balance sheet?	13	2	30.23%
Does this transaction affect the cash flow statement?	10	1	23.26%
Does this transaction affect the income statement?	10	2	23.26%
Does this transaction affect the statement of retained earnings?	10	1	23.26%

Potential Misconceptions

Question	Frequency	# of Students Asked	% of Questions Asked
Does recording an expense always mean assets are reduced?	27	3	90.00%
Shouldn't we have used Notes Payable instead of Accounts Payable?	3	3	10.00%

Want to learn more?
Call 1-800-577-9040
email: sales@quantumsimulations.com

Quantum Simulations Reports - Mozilla Firefox
https://acct.quantumsimulations.com/reporting/Default.aspx

QUANTUM Assessment Reporting

[Home](#) | [Generate New Report](#) | [My Reports](#) | [Help](#)

Welcome

Quantum offers detailed assessment reports by tutoring topic to:

- ✓ Measure class improvement.
- ✓ Measure class mastery.
- ✓ View common conceptual errors.
- ✓ View frequently asked student questions.
- ✓ Assign credit based on student work completed and level of mastery achieved.
- ✓ View individual student "How am I doing?" reports for remediation.

View a sample assessment report visit:
http://www.quantumsimulations.com/pdfs/assessment_reporting.pdf

To request a report, click [Generate New Report](#)

Questions? Contact Quantum Support at <http://www.quantumsimulations.com/support>

© Copyright Quantum Simulations, Inc. All rights reserved.
Quantum Intelligent Tutoring Engines. Quantum Tutors, Quantum Assessment Advisors and Quantum Mentors contain patented and patent-pending technologies and are registered trademarks © of Quantum Simulations, Inc

[Acknowledgments](#)